

Introductory sub-table (I)(a)  
Statement showing Shareholding Pattern

Name of the Company: **SWAGTAM TRADING & SERVICES LIMITED**

Scrip Code, Name of the scrip, class of security: **Equity**

Quarter ended: **31-MARCH-2015**

Partly paid-up shares:-	No. of partly paid-up shares	As a % of total no. of partly paid-up shares	As a % of total no. of shares of the company
Held by promoter/promoter group	0	0	0
Held by public	0	0	0
<b>Total</b>	<b>0</b>	<b>0</b>	<b>0</b>
<b>Outstanding convertible securities:-</b>	<b>No. of outstanding securities</b>	<b>As a % of total no. of outstanding convertible securities</b>	<b>As a % of total no. of shares of the company, assuming full conversion of the convertible securities</b>
Held by promoter/promoter group	0	0	0
Held by public	0	0	0
<b>Total</b>	<b>0</b>	<b>0</b>	<b>0</b>
<b>Warrants:-</b>	<b>No. of warrants</b>	<b>As a % of total no. of warrants</b>	<b>As a % of total no. of shares of the company, assuming full conversion of warrants</b>
Held by promoter/promoter group	0	0	0
Held by public	0	0	0
<b>Total</b>	<b>0</b>	<b>0</b>	<b>0</b>
<b>Total paid-up capital of the company, assuming full conversion of warrants and convertible securities</b>	<b>11,90,500</b>		

For Swagtam Trading & Services Ltd.

*Sruetal*

Company Secretary



**SWAGTAM TRADING & SERVICES LIMITED**  
**CIN: L51909AS1948PLC00707B**

## Statement Showing Shareholding Pattern

Category code	Category of Shareholder	Number of Shareholders	Total number of shares	Number of shares held in dematerialized form	Total shareholding as a percentage of total number of shares			Shares Pledged or otherwise encumbered
					As a percentage of (A+B) <sup>1</sup>	As a percentage of (A+B+C)	Number of shares	
	(II)	(III)	(IV)	(V)	(VI)	(VII)	(VIII)	(IX) = (VIII)/(IV)*100
(A)	Shareholding of Promoter and Promoter Group <sup>2</sup>							
1	Indian							
(a)	Individuals/ Hindu Undivided Family	0	0	0	0.00	0.00	0	0.00
(b)	Central Government/ State Government(s)				0.00	0.00		0.00
(c)	Bodies Corporate	5	49200	49200	4.13	4.13	0	0.00
(d)	Financial Institutions/ Banks				0.00	0.00		0.00
(e)	Any Others(Specify)				0.00	0.00		0.00
(e-i)					0.00	0.00		0.00
(e-ii)					0.00	0.00		0.00
	<b>Sub Total(A)(1)</b>	<b>5</b>	<b>49200</b>	<b>49200</b>	<b>4.13</b>	<b>4.13</b>	<b>0</b>	<b>0.00</b>
2	Foreign							
a	Individuals (Non-Residents Individuals/ Foreign Individuals)	0	0	0	0.00	0.00		0.00
b	Bodies Corporate	0	0	0	0.00	0.00	0	0.00
c	Institutions	0	0	0	0.00	0.00	0	0.00
d	Qualified Foreign Investor	0	0	0	0.00	0.00	0	0.00
e	Any Others(Specify)	0	0	0	0.00	0.00	0	0.00
e-i		0	0	0	0.00	0.00	0	0.00
e-ii								
	<b>Sub Total(A)(2)</b>	<b>0</b>	<b>0</b>	<b>0</b>	<b>0.00</b>	<b>0.00</b>	<b>0</b>	<b>0.00</b>
	<b>Total Shareholding of Promoter and Promoter Group (A)= (A)(1)+(A)(2)</b>	<b>5</b>	<b>49200</b>	<b>49200</b>	<b>4.13</b>	<b>4.13</b>	<b>0</b>	<b>0.00</b>
(B)	Public shareholding							
1	Institutions							
(a)	Mutual Funds/ UTI	0	0	0	0	0	0	0
(b)	Financial Institutions / Banks	0	0	0	0	0	0	0

For Swagtam Trading &amp; Services Ltd.


*Shruti*SWAGTAM TRADING & SERVICES LIMITED  
CIN: L51909AS1948PLC007078

Company Secretary



(c)	Central Government/ State Government(s)	0	0	0	0	0	0	0	0	0	0	0	0
(d)	Venture Capital Funds	0	0	0	0	0	0	0	0	0	0	0	0
(e)	Insurance Companies	0	0	0	0	0	0	0	0	0	0	0	0
(f)	Foreign Institutional Investors	0	0	0	0	0	0	0	0	0	0	0	0
(g)	Foreign Venture Capital Investors	0	0	0	0	0	0	0	0	0	0	0	0
(h)	Qualified Foreign Investor	0	0	0	0	0	0	0	0	0	0	0	0
(i)	Any Other (specify)	0	0	0	0	0	0	0	0	0	0	0	0
(i-i)													
(i-ii)													
	Sub-Total (B)(1)	0	0	0	0	0	0	0	0	0	0	0	0
B 2	Non-institutions												
(a)	Bodies Corporate	2	50000	50000	50000	4.20	4.20	0	0	0	0	0	0.00
(b)	Individuals												
I	i. Individual shareholders holding nominal share capital up to Rs 1 lakh	492	234976	171450	171450	19.74	19.74	0	0	0	0	0	0.00
II	ii. Individual shareholders holding nominal share capital in excess of Rs. 1 lakh.	38	856324	856324	856324	71.93	71.93	0	0	0	0	0	0.00
(c)	Qualified Foreign Investor	0	0	0	0	0	0	0	0	0	0	0	0.00
(d)	Any Other (specify)												0.00
(d-i)													0.00
(d-ii)													0.00
	Sub-Total (B)(2)	532	1141300	1077774	1077774	95.87	95.87	0	0	0	0	0	0.00
(B)	Total Public Shareholding (B)= (B)(1)+(B)(2)	532	1141300	1077774	1077774	95.87	95.87	0	0	0	0	0	0.00
	TOTAL (A)+(B)	537	1190500	1126974	1126974	100.00	100.00	0	0	0	0	0	0.00
(C)	Shares held by Custodians and against which Depository Receipts have been issued												
1	Promoter and Promoter Group												0.00
2	Public												0.00
	Sub-Total (C)	0	0	0	0	0.00	0.00	0	0	0	0	0	0.00
	GRAND TOTAL (A)+(B)+(C)	537	1190500	1126974	1126974	100.00	100.00	0	0	0	0	0	0.00

For Swagtam Trading & Services Ltd. \* 63526 shares in Physical form



SWAGTAM TRADING & SERVICES LIMITED  
CIN: L51909AS1948PLC007078

Shubhal  
Company Secretary

(D)(b) Statement showing holding of securities (including shares, warrants, convertible securities) of persons belonging to the category "Promoter and Promoter Group"

Sr. No.	Name of the shareholder	Details of Shares held		Encumbered shares (*)		Details of warrants		Details of convertible securities		Total shares (including underlying shares assuming full conversion of warrants and convertible securities) as a % of diluted share capital
		Number of shares held	As a % of grand total (A) + (B) + (C)	No.	As a % of grand total (A)+(B)+(C) of sub-clause (D)(e)	Number of warrants held	As a % total number of warrants of the same class	Number of convertible securities held	As a % total number of convertible securities of the same class	
(i)	(ii)	(iii)	(iv)	(v)	(vi) = (v)/(iii)*100	(viii)	(ix)	(x)	(xi)	(xii)
1	Duncan Macneill Construction & Developers Ltd.	12000	1.01	0	0	0	0	0	0	0
2	Buckingham Industries Ltd	12000	1.01	0	0	0	0	0	0	0
3	Jeevan Commercial Ltd.	12000	1.01	0	0	0	0	0	0	0
4	ACEC India Pvt Ltd	1200	0.10	0	0	0	0	0	0	0
5	East West Properties Pvt Ltd	12000	1.01	0	0	0	0	0	0	0
<b>TOTAL</b>		49200	4.13	-	-	-	-	-	-	-

(\*) The term "encumbered" has the same meaning as assigned to it in regulation 28(3) of the SAST Regulations, 2011



For Swaglam Trading & Services Ltd.


*Sheetal*

Company Secretary

SWAGTAM TRADING & SERVICES LIMITED  
CIN: L51909AS1948PLC007078

**(D)(c)(i) Statement showing holding of securities (including shares, warrants, convertible securities) of persons belonging to the category "Public" and holding more than 1% of the total number of shares**

Sr. No.	Folio No.	Name of the shareholder	Number of shares held	Shares as a percentage of total number of shares (i.e., Grand Total (A)+(B)+(C) indicated in Statement at para (I)(a) above}	Details of warrants		Details of convertible securities		Total shares (including underlying shares assuming full conversion of warrants and convertible securities) as a % of diluted share capital
					Number of warrants held	As a % total number of warrants of the same class	Number of convertible securities held	% w.r.t total number of convertible securities of the same class	
1	588	RICHA AGGARWAL	60000	5.04	0	NIL	0	NIL	5.04
2	597	VEENA GUPTA	50000	4.20	0	NIL	0	NIL	4.20
3	596	SUMIT GUPTA	45000	3.78	0	NIL	0	NIL	3.78
4	587	RAJESH GUPTA	40000	3.36	0	NIL	0	NIL	3.36
5	593	SEEMA GUPTA	40000	3.36	0	NIL	0	NIL	3.36
6	517	SUNITA RANI	37500	3.15	0	NIL	0	NIL	3.15
7	579	AMIT GUPTA	37100	3.12	0	NIL	0	NIL	3.12
8	522	RAKESH KUMAR GARG	31000	2.60	0	NIL	0	NIL	2.60
9	578	AAYUSH AGGARWAL	30000	2.52	0	NIL	0	NIL	2.52
10	580	ANITA AGGARWAL	30000	2.52	0	NIL	0	NIL	2.52
11	586	RAJAN MITTAL	30000	2.52	0	NIL	0	NIL	2.52
12	584	PAAYAL	30000	2.52	0	NIL	0	NIL	2.52
13	594	SHIVANI GARG	30000	2.52	0	NIL	0	NIL	2.52
14	590	SAROJ RANI AGGARWAL	30000	2.52	0	NIL	0	NIL	2.52
15	595	SHWETA GUPTA	30000	2.52	0	NIL	0	NIL	2.52
16	598	WELDON FINCAP PVT. LTD.	25000	2.10	0	NIL	0	NIL	2.10




For Swaglam Trading & Services Ltd.

*Shweta*

Company Secretary

17	583	MANISH AGGARWAL HUF	25000	2.10	0	NIL	0	NIL	2.10
18	585	PRINCEP TRADE AND FINANCE PVT. LTD.	25000	2.10	0	NIL	0	NIL	2.10
19	582	MANISH AGGARWAL	25000	2.10	0	NIL	0	NIL	2.10
20	510	GAURAV MOHAN	20000	1.68	0	NIL	0	NIL	1.68
21	202	SHRESTH BANSAL	15100	1.27	0	NIL	0	NIL	1.27
22	197	AJAY BINDAL	15100	1.27	0	NIL	0	NIL	1.27
23	199	SUNITA BINDAL	15100	1.27	0	NIL	0	NIL	1.27
24	201	MEENU BANSAL	15100	1.27	0	NIL	0	NIL	1.27
25	200	HARSH VARDHAN BANSAL	15100	1.27	0	NIL	0	NIL	1.27
26	513	JAGBIR SINGH	15000	1.26	0	NIL	0	NIL	1.26
27	508	VIKAS JINDAL	12200	1.02	0	NIL	0	NIL	1.02
28	526	SHIVANI SODHI	12024	1.01	0	NIL	0	NIL	1.01
		<b>TOTAL--&gt;</b>	<b>785324</b>	<b>65.97</b>					<b>65.97</b>




For Swagtam Trading & Services Ltd.

*Shrutal*

Company Secretary

(D)(c)(ii) Statement showing holding of securities (including shares, warrants, convertible securities) of persons (together with PAC) belonging to the category "Public" and holding more than 5% of the total number of shares of the company

Sr. No.	Name(s) of the shareholder(s) and the Persons Acting in Concert (PAC) with them	Number of shares	Shares as a percentage of total number of shares i.e., Grand Total (A)+(B)+(C) indicated in Statement at para (D)(a) above)	Details of warrants		Details of convertible securities		Total shares (including underlying shares assuming full conversion of warrants and convertible securities) as a % of diluted share capital
				Number of warrants	As a % total number of warrants of the same class	Number of convertible securities held	% w.r.t total number of convertible securities of the same class	
1	Amit Gupta	37,100	3.12	0	NIL	0	NIL	3.12
2	Richa Aggarwal	60,000	5.04	0	NIL	0	NIL	5.04
3	Sumit Gupta	45,000	3.78	0	NIL	0	NIL	3.78
4	Sunita Rani	37,500	3.15	0	NIL	0	NIL	3.15
5	Veena Gupta	50,000	4.20	0	NIL	0	NIL	4.20
6	Rakesh Kumar Garg	31,000	2.60	0	NIL	0	NIL	2.60
	<b>TOTAL</b>	<b>260600</b>	<b>21.89</b>	<b>0</b>	<b>NIL</b>	<b>0</b>	<b>NIL</b>	<b>21.89</b>




For Swaglam Trading & Services Ltd.

*Shweta*

Company Secretary

(D)(d) Statement showing details of locked-in shares

Sr. No.	Name of the shareholder	Number of locked-in shares	Locked-in shares as a percentage of total number of shares (i.e., Grand Total (A)+(B)+(C) indicated in Statement at para (D)(a) above)
1	Aarti Mittal	10100	0.85
2	Aayush Aggarwal	30000	2.52
3	Ajay Bindal	15100	1.27
4	Amit Gupta	35000	2.94
5	Amit Mittal	10100	0.85
6	Anita Aggarwal	30000	2.52
7	Asha Sabharwal	7600	0.64
8	Deepak Mittal	10100	0.85
9	Deepak Mittal HUF	10100	0.85
10	Gaurav Mohan	20000	1.68
11	Govind Aggarwal	5100	0.43
12	Harsh Vardhan Bansal	15100	1.27
13	Jagbir Singh	15000	1.26
14	Jyoti Jain	9200	0.77
15	Krishan Kumar	5100	0.43
16	Lajwanti Devi	7500	0.63
17	Manish Aggarwal	25000	2.10
18	Manish Aggarwal HUF	25000	2.10
19	Mayank Aggarwal	5050	0.42
20	Meenu Bansal	15100	1.27
21	Mohinder Sabharwal	7600	0.64
22	Mukesh Mittal	5100	0.43
23	Naresh Kumar	5050	0.42
24	Nikita Jain	10100	0.85
25	Nishant Sabharwal	7600	0.64



For Swaglam Trading & Services Ltd.

*Sheetal*

Company Secretary



26	Nitin Aggarwal	5100	0.43
27	Paayal	30000	2.52
28	Princep Trade and Finance Pvt. Ltd.	25000	2.10
29	Rajan Mittal	30000	2.52
30	Rajesh Gupta	40000	3.36
31	Rajni Jain	10100	0.85
32	Rakesh Kumar Garg	31000	2.60
33	Richa Aggarwal	60000	5.04
34	Ritu Gupta	7500	0.63
35	Sanjay Jain	10100	0.85
36	Sanjay Jain & Sons HUF	10100	0.85
37	Saroj Rani Aggarwal	30000	2.52
38	Satish Gupta	7500	0.63
39	Satish Gupta (HUF)	7500	0.63
40	Seema Gupta	40000	3.36
41	Shilpi Mittal	5100	0.43
42	Shivani Garg	30000	2.52
43	Shresth Bansal	15100	1.27
44	Shruti Mittal	10100	0.85
45	Shweta Gupta	30000	2.52
46	Sumit Gupta	45000	3.78
47	Sunita Bindal	15100	1.27
48	Sunita Rani	37500	3.15
49	Swati Sabharwal	7600	0.64
50	Tarun Aggarwal	5050	0.42
51	Tarun Jain	10100	0.85
52	Ujjwal	7600	0.64
53	Veena Gupta	50000	4.20
54	Weldon Fincap Pvt. Ltd.	25000	2.10
	<b>TOTAL =</b>	<b>977850</b>	<b>82.14</b>



For Swagtam Trading & Services Ltd.

*Shweta*

Company Secretary


(II)(a) Statement showing details of Depository Receipts (DRs)

Sr. No.	Type of outstanding DR (ADRs, GDRs, SDRs, etc.)	Number of outstanding DRs	Number of shares underlying outstanding DRs	Shares underlying outstanding DRs as a percentage of total number of shares i.e., Grand Total (A)+(B)+(C) indicated in Statement at para (I)(a) above}
1				0.00
2				0.00
3				0.00
4				0.00
5				0.00
6				0.00
7				0.00
8				0.00
9				0.00
<b>TOTAL</b>		<b>0</b>	<b>0</b>	<b>0.00</b>

For Smaglam Trading & Services Ltd.

*Sheetal*

Company Secretary



(II)(b) Statement showing holding of Depository Receipts (DRs), where underlying shares held by "promoter/promoter group" are in excess of 1% of the total number of shares

Sr. No.	Name of the DR Holder	Type of outstanding DR (ADRs, GDRs, SDRs, etc.)	Number of shares underlying outstanding DRs	Shares underlying outstanding DRs as a percentage of total number of shares i.e., Grand Total (A)+(B)+(C) indicated in Statement at para (I)(a) above)
1				0.00
2				0.00
3				0.00
4				0.00
5				0.00
6				0.00
7				0.00
8				0.00
9				0.00
<b>TOTAL</b>			0	0.00

Per Swagtam Trading & Services Ltd.

*Sheetal*

Company Secretary

